




# Using Video for Transformed Classes

Barb Wilkins, Instructional Designer, Missouri S&T

## Informal Video

- PowerPoint with Voice – built into Microsoft Office
- Screen capture on computer – Jing, ScreenCast O'Matic, Tegrity
- iPad App – (there are NO similar Android apps at this time)
  -  Explain Everything – Outputs to Quicktime video, easy to export, edit
  -  Doceri – Outputs to MP4, easy to export and edit
  -  Educreations – videos cannot be downloaded or exported, but can be embedded on a blog or website. They can be made public and searched.
- Usually un-edited
- Limited ADA compliance
- Great for off the cuff videos to answer student questions, clarify a point, fill in when you ran out of time, or make up for class when you must suddenly be absent

## Formal Video

- Planned
- Edited and polished to be used over and over again
- Closed-Captioned
- May take the place of a lecture
- Screen Capture using
  - Camtasia Studio
  - Adobe Captivate
  - Lecture Capture tool such as Tegrity when downloaded and edited

